

AUDIO & VIDEO DOOR ENTRY

Audio Door Entry Systems give domestic households and businesses the added convenience and security of being able to screen callers before allowing them entrance to their premises.

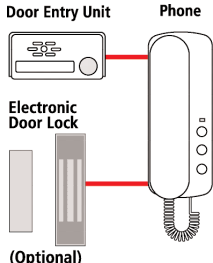
In addition to this they have the additional convenience of allowing opening of the door via a door release function.

For added security and better caller screening we also offer Video Door Entry systems, these allow both verbal and visual confirmation of the identity of the caller, and some models also feature caller recording (allowing the last 32 callers/missed callers images to be recorded for later review).

We offer one of the widest ranges of Door Entry solutions in the UK, from single entrance for single flats and houses up to multi apartment for blocks of flats with a communal entrance. All systems are designed to be simple to install and use.

How does it work?

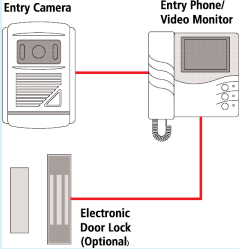
Audio Door Entry



The most economical Door Entry Systems we offer are Audio Door Entry systems. An Audio Door Entry system comprises of two main components, an Entry Unit which is a Door Bell with a built in Speaker and Microphone, and a Telephone Handset. The Entry Unit is fitted near the entrance of the building and the Telephone Handset is desk or wall mounted in a convenient location inside the premises.

1. When a visitor arrives at the premises they will press the door bell button on the Entry Unit.
2. The Telephone Handset will then ring.
3. When the Telephone Handset is answered it is possible to have a 2 way conversation with the caller.
4. If an Electronic Door Release is fitted to the Entrance then it is possible to push a Door Release button on the Telephone Handset and automatically allow the caller entry in to the premises.

Video Door Entry - Single Entrance



Video Door Entry Systems offer the same functions as Audio Door Entry systems but with the addition of video images of the caller. A Video Door Entry system comprises of two main components, an Video Entry Unit which is a Door Bell with a built in CCTV Camera, Speaker and Microphone, and an Entry Phone/Monitor. The Video Entry Unit is fitted near the entrance of the building and the Entry Phone/Monitor is wall mounted in a convenient location inside the premises.

1. When a visitor arrives at the premises they will press the door bell button on the Video Entry Unit.
2. The Entry Phone/Monitor will then ring and display images of the visitor on its monitor.
3. When the caller is answered it is possible to have a 2 way conversation with the caller.
4. If an Electronic Door Release is fitted to the Entrance then it is possible to push a Door Release button on the Telephone Handset and automatically allow the caller entry in to the premises.

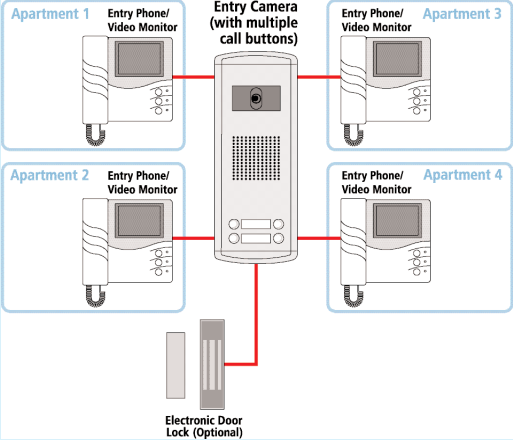
Video Door Entry - Two Entrance



Some premises have 2 entrance, for example a tradesman or delivery entrance and a main entrance, for these type of premises a 2 Entrance Video Door Entry System is available. A 2 Entrance Video Door Entry system comprises of three main components, 2 Video Entry Units, each of which is a Door Bell with a built in CCTV Camera, Speaker and Microphone, and an Entry Phone/Monitor. Each of the Video Entry Units are fitted near the entrances of the building and the Entry Phone/Monitor is wall mounted in a convenient location inside the premises.

1. When a visitor arrives at either entrance of the premises they will press the door bell button on that particular Video Entry Unit.
2. The Entry Phone/Monitor will then ring and display images of the visitor on its monitor.
3. When the caller is answered it is possible to have a 2 way conversation with the caller.
4. If an Electronic Door Release is fitted to the Entrance then it is possible to push a Door Release button on the Telephone Handset and automatically allow the caller entry in to the premises.

Video Door Entry - Multi Apartment



Some premises have a shared entrance for more than one premises, for example a block of apartments or serviced offices. For these types of premises a Multi Apartment Video Door Entry Systems are available. A Multi Apartment Video Door Entry system comprises of an Entrance Panel which has a built in CCTV Camera, Speaker, Microphone and individual Door Bell button for each apartment. The Entrance panel is fitted near the entrance of the building and the Entry Phone/Monitor is wall mounted in a convenient location inside each apartment/office.

1. When a visitor arrives at the entrance of the apartment they will press the door bell button that corresponds to the apartment they wish to visit, the Entrance Panel has an ID panel next to each Door Bell which will have written on it the apartment number or name.
2. The Entry Phone/Monitor in the corresponding apartment will then ring and display images of the visitor on its monitor.
3. When the caller is answered it is possible to have a 2 way conversation with the caller.
4. If an Electronic Door Release is fitted to the Entrance then it is possible to push a Door Release button on the Telephone Handset and automatically allow the caller entry in to the building.

Some systems can have additional answering points in the premises by adding extra Telephone Handsets or Entry Phone/Monitor units. All systems are wired using standard Telephone Cable. Call sales for further wiring information.